

CE 0086

Protective Face Shield Visor – Reference 2005-Eco EN 166: 2002 Visor Assembly Instructions



T: (0191) 269 7810 | F: (0191) 267 1028

E: sales@ukindustrialtapes.co.uk | sales@postapes.co.uk | sales@stix2.co.uk

Brumwell House, Westway Industrial Estate, Throckley, Newcastle Upon Tyne. NE15 9EW

www.ukindustrialtapes.co.uk | www.postapes.co.uk | www.stix2.co.uk



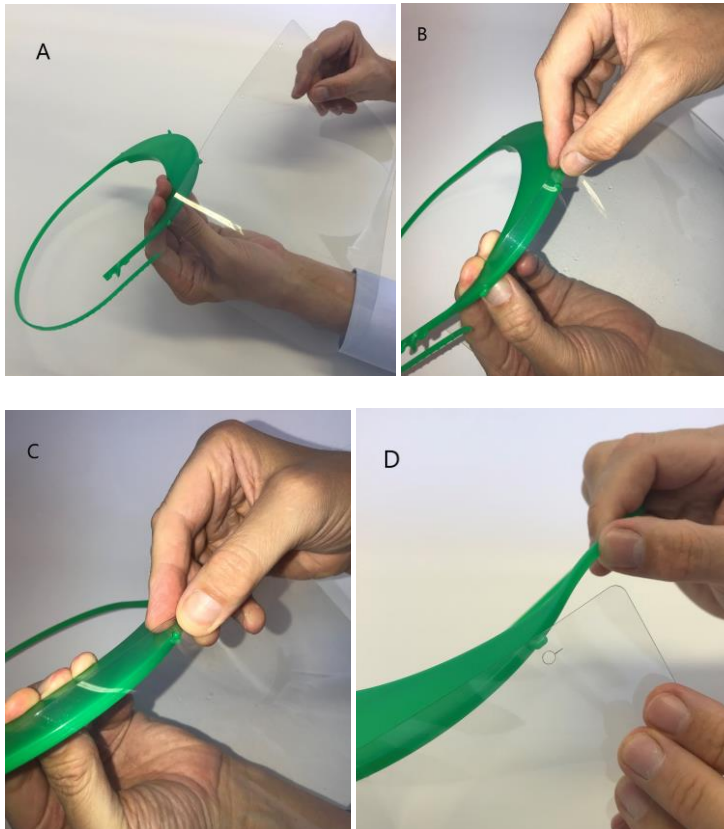
Step 1.

Have the Green Visor, Clear PET Sheet and 5mm long clear tube at the ready.



Step 2.

- a) Attach the left hole on the clear PET sheet into the left bracket point, with the green visor facing you.
- b) Attach the 2nd hole on the clear PET sheet into the 2nd bracket point on the green visor.
- c) Attach the 3rd hole on the clear PET sheet into the 3rd bracket point on the green visor.
- d) Attach the 4th hole (only hole with a small slit on the right side, this is to ensure the hole can fit into the bracket point with ease) into the 4th and last bracket point with slight pressure.



T: (0191) 269 7810 | F: (0191) 267 1028

E: sales@ukindustrialtapes.co.uk | sales@postapes.co.uk | sales@stix2.co.uk

Brumwell House, Westway Industrial Estate, Throckley, Newcastle Upon Tyne. NE15 9EW

www.ukindustrialtapes.co.uk | www.postapes.co.uk | www.stix2.co.uk





It is the buyer's responsibility to consider & assess the fitness for purpose of the goods, having regard to use to which the buyer intends to put such goods. The price is quoted for the quantity quoted. All prices quoted are for 30 days only. Standard credit terms are 30 days from the end of month unless agreed in writing otherwise. All orders are subject to this Company's terms & conditions of trading which can be seen on our website ukindustrialtapes.co.uk, postapes.co.uk and stix2.co.uk



POS Tapes & Stix2 are trading divisions to UK Industrial Tapes Ltd

Step 3.

With the 5mm long clear tube supplied in the 2005 pack, place the 5mm long tube around the green head strap. The 5mm long tubing is to be placed in the middle of the strap when fitted to size.



Step 4.

To fix the head strap to suit your preferred size, insert the tie through the small hole on the green visor. The size can be adjusted with the 18 size clips to suit the preferred fitting. To re adjust the size, you can feed the tie back through the hole.



T: (0191) 269 7810 | F: (0191) 267 1028

E: sales@ukindustrialtapes.co.uk | sales@postapes.co.uk | sales@stix2.co.uk

Brumwell House, Westway Industrial Estate, Throckley, Newcastle Upon Tyne. NE15 9EW

www.ukindustrialtapes.co.uk | www.postapes.co.uk | www.stix2.co.uk



It is the buyer's responsibility to consider & assess the fitness for purpose of the goods, having regard to use to which the buyer intends to put such goods. The price is quoted for the quantity quoted. All prices quoted are for 30 days only. Standard credit terms are 30 days from the end of month unless agreed in writing otherwise. All orders are subject to this Company's terms & conditions of trading which can be seen on our website ukindustrialtapes.co.uk, postapes.co.uk and stix2.co.uk



POS Tapes & Stix2 are trading divisions to UK Industrial Tapes Ltd

Step 5.

The visor can then be placed onto the head and secured in a comfortable position for your personal protection.



Any further questions you may have regarding our Protective Face Shield Visor – Reference 2005-Eco, please contact our sales team right away.

***Disclaimer: Whilst our Protective Face Shield Visor - Reference 2005-Eco has many applications it is not designed to be used with Covid-19 positive patients on its own without the use of other forms of PPE.**

T: (0191) 269 7810 | F: (0191) 267 1028

E: sales@ukindustrialtapes.co.uk | sales@postapes.co.uk | sales@stix2.co.uk

Brumwell House, Westway Industrial Estate, Throckley, Newcastle Upon Tyne. NE15 9EW

www.ukindustrialtapes.co.uk | www.postapes.co.uk | www.stix2.co.uk



It is the buyer's responsibility to consider & assess the fitness for purpose of the goods, having regard to use to which the buyer intends to put such goods. The price is quoted for the quantity quoted. All prices quoted are for 30 days only. Standard credit terms are 30 days from the end of month unless agreed in writing otherwise. All orders are subject to this Company's terms & conditions of trading which can be seen on our website ukindustrialtapes.co.uk, postapes.co.uk and stix2.co.uk

agreed in writing otherwise. All orders are subject to this Company's terms & conditions of trading which can be seen on our website ukindustrialtapes.co.uk, postapes.co.uk and stix2.co.uk



POS Tapes & Stix2 are trading divisions to UK Industrial Tapes Ltd

POS Tapes & Stix2 are trading divisions to UK Industrial Tapes Ltd